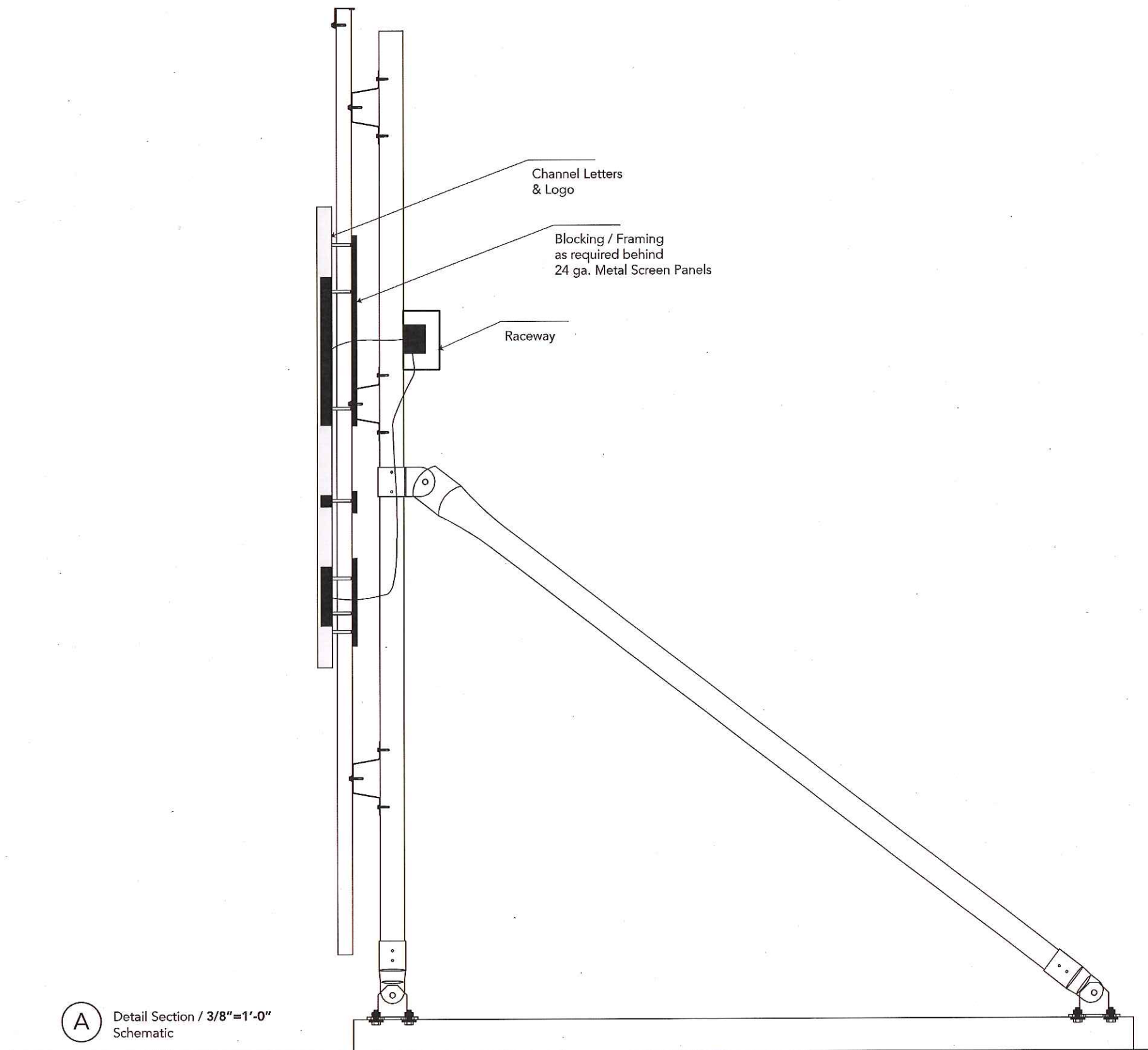


Dimensions & shapes of all elements as shown on GR-DHa through GR-DHc.



<div> <div>Mitchell</div> <div>Environmental Graphics</div> </div>	<div> <div>Mitchell Associates Inc.</div> <div>One Avenue of the Arts</div> <div>Wilmington, DE 19801</div> <div>302.594.9400</div> <div>www.mitchellai.com</div> </div>	
	Architect	<div> <div>AECOM</div> <div>3101 Wilson Boulevard, Suite 900</div> <div>Arlington, Virginia 22201</div> <div>703.682.1637</div> </div>
	Civil Engineering Landscape Architect	<div> <div>Rodgers Consulting, Inc.</div> <div>19847 Century Boulevard, Suite 200</div> <div>Germantown, Maryland 20878</div> <div>301.948.4700</div> </div>
<div> <div>Project No. 14055.00</div> <div>Suburban Hospital</div> <div>8600 Old Georgetown Road</div> <div>Bethesda, Maryland 20814</div> </div>		
Mark	Description	Date

Sign Variance for Sign DH.01

Sign DH.01 is a wall sign proposed for a screen wall on the roof of the existing hospital, facing Old Georgetown Road. There is an existing wall sign at this location, as depicted in the photograph below. For the proposed replacement sign, variances are required from Sections 59.6.7.8.A.2.a-c of the Zoning Ordinance to allow for an additional wall sign, over 5 feet above the ground, that is illuminated. The sign is important for identifying the Hospital's location along Old Georgetown Road, particularly in light of the existing vegetation along Old Georgetown Road, and also serves as an architectural feature to add visual interest to the building.



Dimensions & shapes of all elements as shown on GR-Ga.

A Channel Letter: Fabricated aluminum channel letter, 4" depth, with painted trim cap and sides, and translucent white acrylic face with first surface applied translucent vinyl film and internal white LED illumination.

Electrical: 120V - 20A, Timer-controlled circuit provided at sign location by Owner/General Contractor. Sign Contractor to provide concealed, accessible raceway for low-voltage wiring and power supply.

Structural Engineering: REQUIRED. Provide sealed structural engineering calculations per requirements of Project Specifications.

Note: Sign Contractor is responsible for field verifying all as-built conditions that may impact installation & maintenance and indicate on shop drawings for review and approval.



Permitted
§ 59-6.7.8.B.2

 **Mitchell**
Environmental
Graphics

Mitchell Associates Inc.
One Avenue of the Arts
Wilmington, DE 19801
302.594.9400
www.mitchellai.com

Architect

AECOM
3101 Wilson Boulevard, Suite 900
Arlington, Virginia 22201
703.682.1637

Civil Engineering
Landscape Architect

Rodgers Consulting, Inc.
19847 Century Boulevard, Suite 200
Germantown, Maryland 20878
301.948.4700

Project No. 14055.00
Suburban Hospital
8600 Old Georgetown Road
Bethesda, Maryland 20814

Mark	Description	Date


G Channel Letters

Graphic Series - Design Intent Documents


Original Issue: 04.27.2015

Sheet

GR-Ga

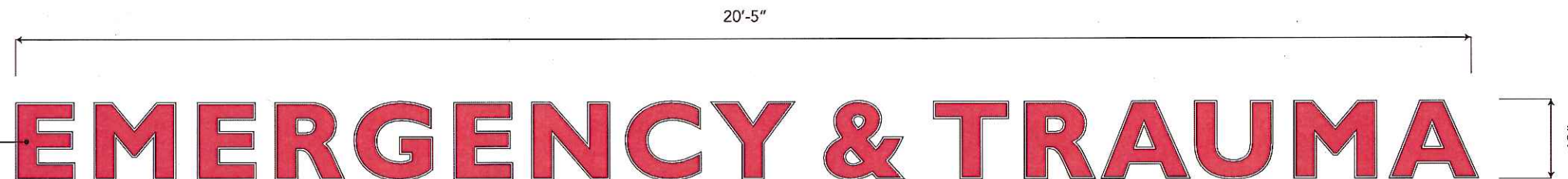


2 Emergency Entrance Canopy - North Elevation / 3/32"=1'-0"
Location G.01



3 Detail / 1"=1'-0"

A
Channel Letters
V5 Face
P4 Trim & Edges




1 Elevation / 1/2"=1'-0"
Location G.01
Sign Area = 20 s/f



West Panorama View (Existing Conditions)



North Panorama View (Existing Conditions)



East Panorama View (Existing Conditions)



South Panorama View (Existing Conditions)

NOTE:
THIS DRAWING HAS BEEN RELEASED FOR
PRE-SUBMITTAL REVIEW PURPOSES ONLY.
THIS DRAWING HAS NOT RECEIVED AGENCY
APPROVAL AND IS THEREFORE NOT FOR
CONSTRUCTION.

SEAL & SIGNATURE

SUBURBAN HOSPITAL
SIGNAGE VARIANCE PLAN

LOT 16, BLOCK 15
Election District (No.7), Montgomery County, Maryland

KEY PLAN

DATE DESCRIPTION

REVISIONS
NO DATE DESCRIPTION

PROJECT NUMBER: 0809A3/14055.00

DATE: Dec-16

SCALE: NTS

DRAWING TITLE:
Sign Variance Elevations

DRAWING NUMBER:
GR-02